

**Residential Mortgage Survey**  
**Results of Survey for December 2016**

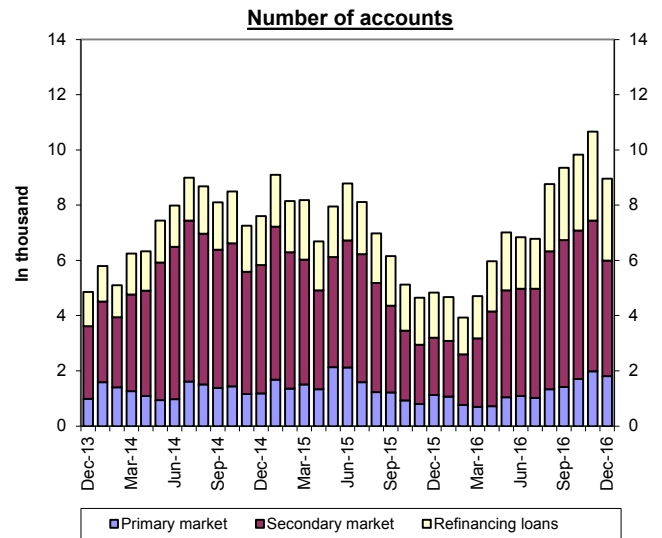
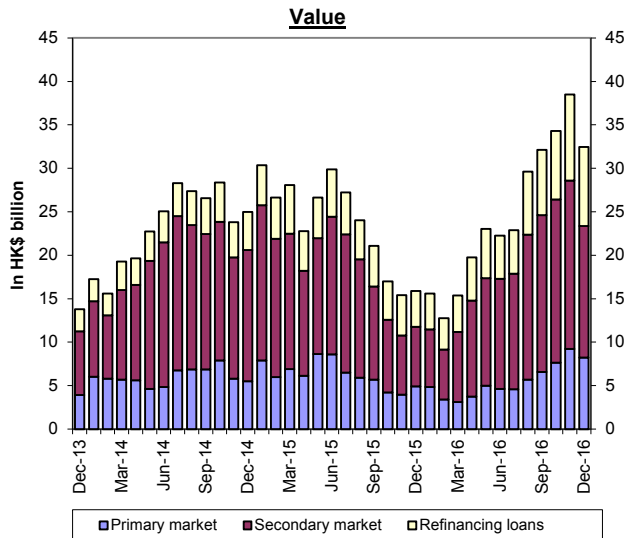
		(Value in HK\$ million)	
		<b><u>Dec 2016</u></b>	<b><u>Nov 2016</u></b>
<b>1. <u>New applications received during the month</u></b>			
a. Number		10,505	14,204
(M-o-M % change)		(-26.0%)	(-0.8%)
<b>2. <u>New loans approved during the month</u></b>			
a. Value		32,470	38,512
(M-o-M % change)		(-15.7%)	(12.3%)
b. Number		8,961	10,664
(M-o-M % change)		(-16.0%)	(8.5%)
c. Average size		3.62	3.61
d. Loan-to-value ratio (%)		50.8	51.3
e. Contractual life (months)		314	314
f. Loans associated with co-financing schemes			
- Value		1,244	1,283
- Number		250	253
g. Type of property transaction			
Value			
- Primary market		8,249	9,213
- Secondary market		15,099	19,368
- Refinancing		9,122	9,931
Number			
- Primary market		1,811	1,981
- Secondary market		4,180	5,456
- Refinancing		2,970	3,227
h. New loans approved during the month but not yet drawn			
- Value		24,012	30,511
- Number		6,593	8,372
<b>3. <u>New loans drawn down during the month</u></b>			
a. Value		29,556	26,468
(M-o-M % change)		(11.7%)	(14.6%)
b. Number		8,323	7,767
(M-o-M % change)		(7.2%)	(15.4%)

(Value in HK\$ million)

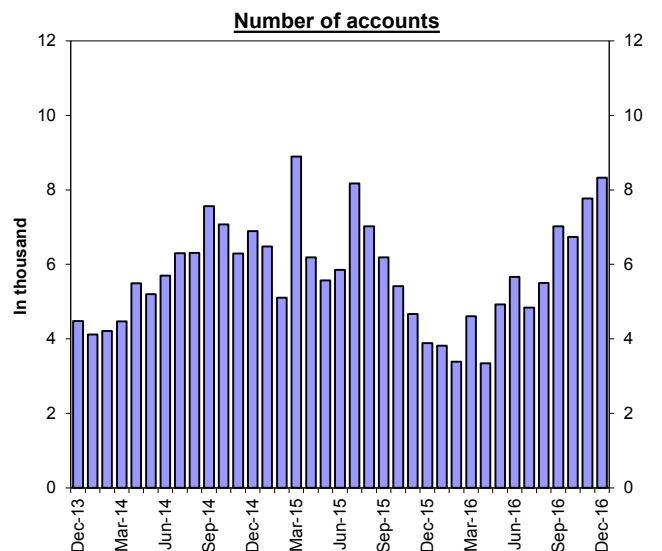
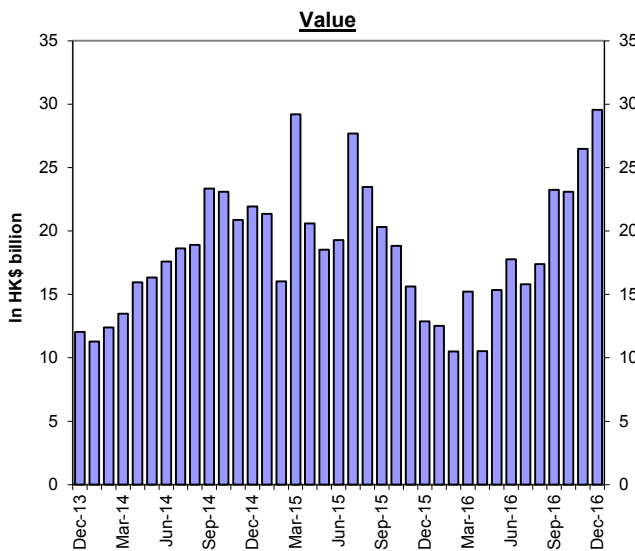
	<b><u>Dec 2016</u></b>	<b><u>Nov 2016</u></b>
<b>4. <u>Outstanding loans</u></b>		
a. Value	1,118,657	1,108,933
(M-o-M % change)	(0.9%)	(0.7%)
(Y-o-Y % change)	(4.2%)	(3.4%)
b. Loans associated with co-financing schemes		
Government-funded schemes:		
- Value	4,612	4,659
- Number	8,776	8,980
Schemes offered by the private sector:		
- Value	15,792	15,285
- Number	4,583	4,512
c. Delinquency ratio (%)		
- More than 3 months	0.03	0.03
- More than 6 months	0.02	0.02
d. Rescheduled loan ratio (%)	0.00	0.00
<b>5. <u>Loans written off</u></b>		
a. Value of loans written off during the month	0	0
b. Loans written off over the past 12 months		
- Value	1	1
- As % of the average outstanding loans	*	*
<b>6. <u>Interest rates on new loans approved during the month</u></b>		
a. With reference to Best Lending Rate (BLR)	2.5%	1.9%
b. With reference to Hong Kong Interbank Offered Rate (HIBOR)	94.9%	95.1%
c. Fixed rate	0.8%	1.0%
d. Others	1.8%	2.0%
* less than 0.05%		

## Residential Mortgage Loans in Hong Kong

### New Loans Approved During the Month



### New Loans Drawn Down During the Month



## Residential Mortgage Survey

### Notes to Annex

1. **Residential mortgage loans** (RMLs) of the authorized institutions covered in this survey represent about 99% of the banking sector.
2. **RMLs** in this survey are loans (including refinancing loans) to private individuals for the purchase of residential properties, including uncompleted units, but other than those properties under the Home Ownership Scheme, the Private Sector Participation Scheme and the Tenants Purchase Scheme.
3. **New loans approved** are mortgage loans approved during the surveyed month. The loans can either be drawn down in the same month or in the following months. Loans that are approved but not yet drawn, which have implications for the amount of gross new loans made in the following months, are shown under the item "New loans approved during the month but not yet drawn".
4. **Delinquency ratio** is measured by a ratio of total amount of overdue loans to total outstanding loans.
5. **Rescheduled loan ratio** is measured by a ratio of total amount of rescheduled loans to total outstanding loans.
6. **Co-financing schemes** refer to those schemes that involve the provision of top-up finance by property developer(s) or other co-financier(s) in addition to mortgage loans advanced by authorized institutions. For loans associated with co-financing schemes, only the portion of loans advanced by reporting institutions is included in this survey.
7. **Average loan-to-value ratio and average contractual life** for new loans approved during the surveyed month are average figures weighted by the amount of new loans approved during the surveyed month by individual reporting institutions.
8. **Loans written off** over the past 12 months as a percentage of the average outstanding loans is calculated as: total value of loans written off during the past 12-month period as a percentage of the average outstanding loan value over the 12-month period [i.e. (opening + closing) ÷ 2].